

Formal And Informal Landscaping

Formal Landscaping

Formal landscaping is best described as structured, orderly, perfect or clean.

Hedges are often used in formal landscaping. Some hedges are straight, some have curves, but they tend to have a great sense of symmetry and balance.

Formal gardening attempts to fight with nature to make it stay growing and stay perfect.





This image of a Formal Landscape Example is a Garden Design that fits a formal colonial home- the hedges are equally spaced on both sides of the walk. The planting design is symmetrical and both sides of the walk match.





**FORMAL GARDEN AT
RASHTRAPATI BHAWAN,
DELHI**



**MUGHAL GARDEN AT TAJ
MEHAL , AGRA**



Informal Landscaping

Informal landscaping is more relaxed than formal landscaping.

If hedges are used at all, they are not sheared flat, but instead they are left fluffy and soft.

Informal landscaping is more in-step with nature, it looks more natural.

Informal Landscaping include the organic form.



GARDEN DESIGN

A **garden** is a planned space, usually outdoors, set aside for the display, cultivation, and enjoyment of plants and other forms of nature. The garden can incorporate both natural and man-made materials.

Gardens include- Residential garden, Zoological garden, Botanical garden, Zen Garden, Xeriscape Garden etc.

The history of ornamental gardening may be considered as aesthetic expressions of beauty through art and nature, a display of taste or style in civilized life, an expression of an individual's or culture's philosophy, and sometimes as a display of private status or national pride—in private and public Landscapes.

The earliest gardens were grown for practical reasons. People grew herbs or vegetables. However when man became civilized an upper class emerged with the leisure to enjoy purely decorative gardens. They also had servants (or slaves) to do the gardening for them. After the emergence of the first civilizations, wealthy individuals began to create gardens for purely aesthetic purposes.

Garden design is the art and process of designing and creating plans for layout and planting of gardens and landscapes.



ZEN GARDEN



XERISCAPE GARDEN



ZOOLOGICAL GARDEN



BOTANICAL GARDEN



Mughal GARDEN

PERSIAN GARDENS → ISLAMIC GARDEN → MUGHAL GARDEN

Persia is located in west and south-west Asia. At the height of the empire it stretched from Egypt to India. It was conquered by Alexander the Great between 334-331 B.C.

Persia was the official name of **Iran** until **1935**.

The dry arid climate of Persia had enormous impact on the designs of their garden paradises. Persian gardens may originate as early as 4000 BCE.

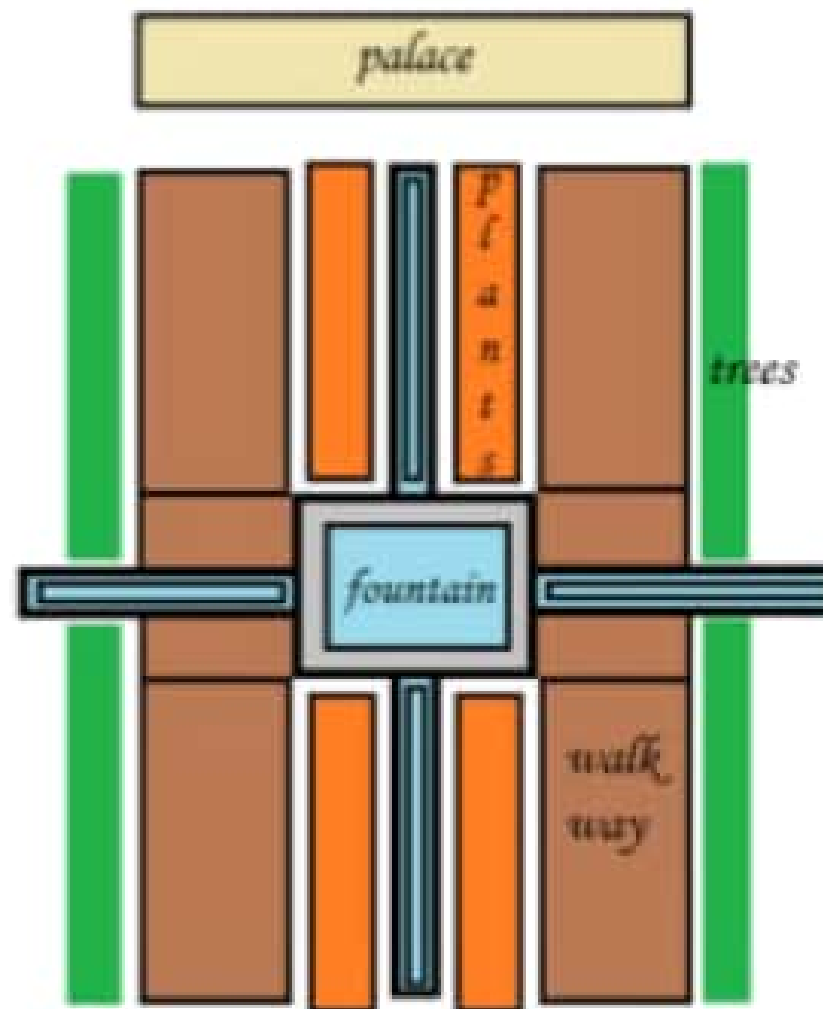
EVOLUTION OF PERSIAN GARDEN

□ The Persian garden was an answer to the aridity of the local climate where the high walled garden and the shady trees with its air cooled by streams and fountains, was a simple recipe for paradise. Mediterranean and hence all Western Gardens have their origins in Egypt between three and four thousand years ago. Since Egypt is a natural desert depending on the Nile for its fertility, its gardens were planted along reservoirs and irrigation canals.

□ Two main waterways divided the garden into four – representing it as the four quarters of the universe. The centre of the cross was often a brimming tank lined with blue tiles. In larger gardens subsidiary canals subdivided the garden. Small jets of water made sounds such that water was heard and seen

ELEMENTS OF THE PERSIAN GARDEN

- ☐ **Sunlight** and its effects were an important factor of structural design in Persian gardens.
- ☐ Textures and shapes were specifically chosen by architects to harness the light.
- ☐ Iran's dry heat makes shade important in gardens, which would be nearly unusable without it. **Trees** and **trellises** largely feature as biotic shade; **pavilions** and **walls** are also structurally prominent in blocking the sun.
- ☐ The heat also makes **water** important. A form of underground tunnel below the water table, called a qanat, irrigates the garden and its environs.
- ☐ Well-like structures then connect to the Jannat, enabling the drawing of water wheel .
- ☐ The Persian style often attempts to integrate indoors with outdoors through the connection of a surrounding garden with an inner courtyard.
- ☐ Designers often place architectural elements such as vaulted arches between the outer and interior areas to open up the divide between them.



- ☐ The key to the gardens of the Islamic world was the idea of an oasis. All around stretch bare hills in the burning sun. Within the garden wall, the essentials are cool shade and the sight and sound of water.

MUGHAL PERIOD

Babur → Humayun → Akbar → Jahangir → Shah Jahan → Aurangzeb.....
..... Bahadur Shah Zafar



- The Mughal architecture flourished in the Indian subcontinent during the Mughal rule (1526-1857).
- It was a combination of **Indo, Islamic and Persian style of art.**
- The use of running water in their palaces and pleasure resorts was a special feature of the Mughal garden.
- The Mughal Gardens introduced by Babur to India was used extensively used to decorate the surrounding of these buildings.
- A notable feature of the Mughal architecture was the use of red sandstone.

MUGHAL GARDENS

- ❑ Mughal gardens are a group of gardens built by the Mughals in the Islamic style of architecture.
- ❑ This style was influenced by Persian gardens and Timurid gardens.
- ❑ Significant use of rectilinear layouts are made within the walled enclosures.
- ❑ Some of the typical features include pools, fountains and canals inside the gardens.
- ❑ The famous gardens are the Char Bagh gardens at **Taj Mahal**, **Shalimar Gardens** of Lahore, Delhi and Kashmir as well as **Pinjore** Garden in Haryana.



MUGHAL LANDSCAPE-ORIGIN AND CONCEPT

- ❑ The description of paradise in the 'Koran' served as the basis for design of gardens all over the Muslim world.
- ❑ The most famous description of paradise is found in Suratar Rahman. "Gardens under which rivers flow" is a phrase used in the Koran more than 30 times to describe Paradise.
- ❑ The Muslim rulers of subsequent times tried to create manmade reflections of the Koranic images of Paradise on earth. Cool pavilions, flowing springs, rivers, gushing fountains, shady and fruit trees, mentioned in the Koranic description of Paradise, are essential features of Mughal gardens like Islamic gardens elsewhere.



CONDITIONS UNDER WHICH LANDSCAPE DEVELOPED

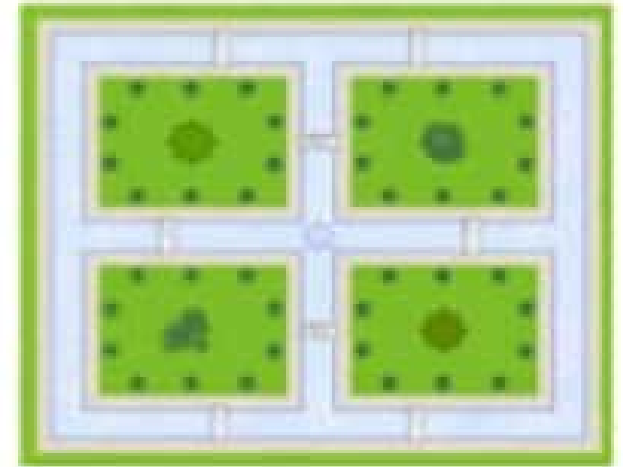
□ The founder of the Mughal empire, **Babur**, described his favourite type of garden as a **Charbagh**. This word developed a new meaning in India, because as Babur explains, India lacked the fast-flowing streams required for the Central Asian charbagh. From the beginnings of the Mughal Empire, the construction of gardens was a beloved imperial pastime.

□ Babur, the first Mughal conqueror-king, had gardens built in Lahore and Dholpur. Humayun, his son, does not seem to have had much time for building—he was busy reclaiming and increasing the realm—but he is known to have spent a great deal of time at his father's gardens.

□ Akbar built several gardens first in Delhi, then in Agra. These tended to be riverfront gardens rather than the fortress gardens that his predecessors built. Building riverfront rather than fortress gardens influenced later Mughal garden architecture considerably. Jahangir's son, Shah Jahan, marks the apex of Mughal garden architecture and floral design.

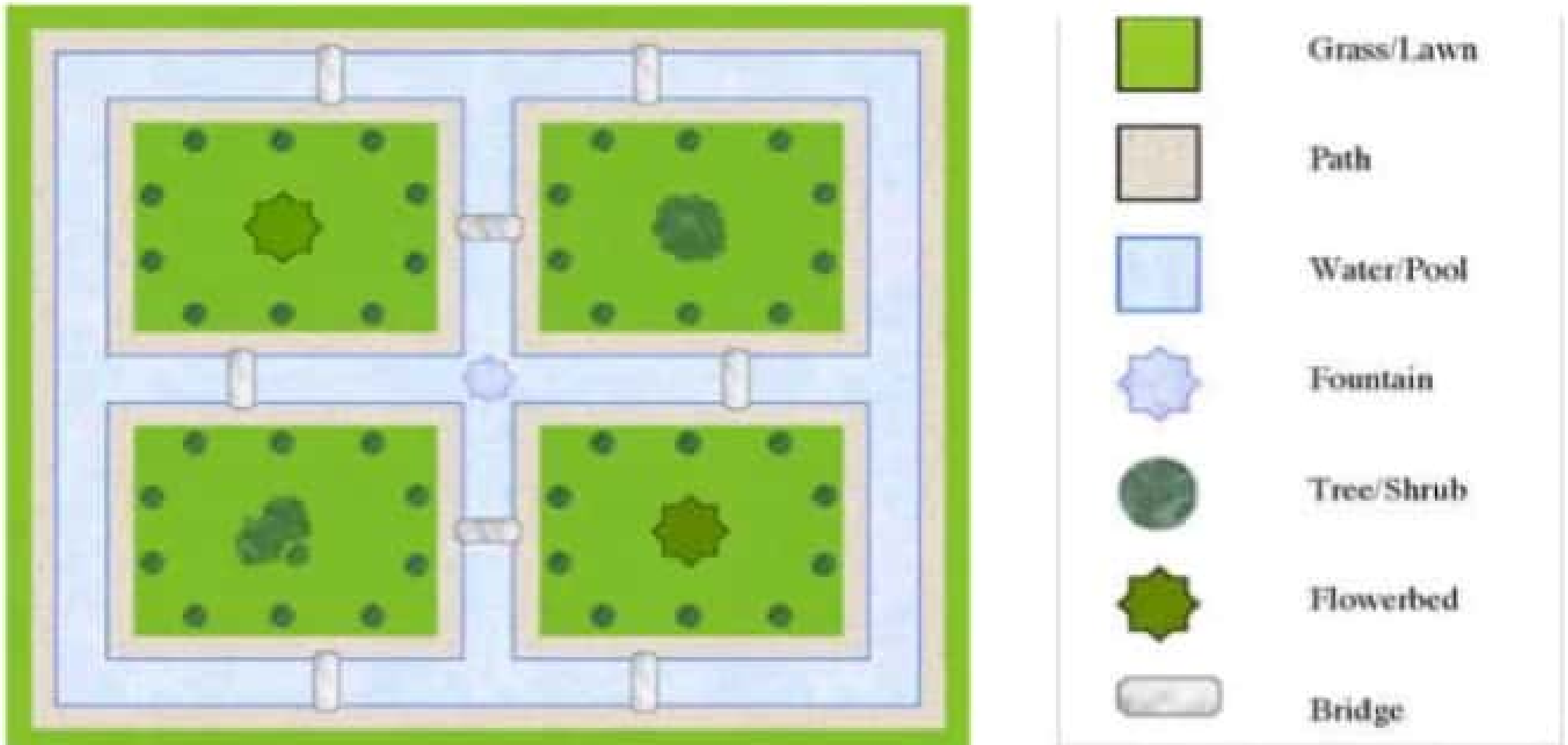
SALIENT FEATURES

- Site and Style of Design
- Walls
- Gates
- Terrace
- Canals of running water,
- Fountains
- Baradari or pavilion
- Mosque
- Tree, flowers and birds



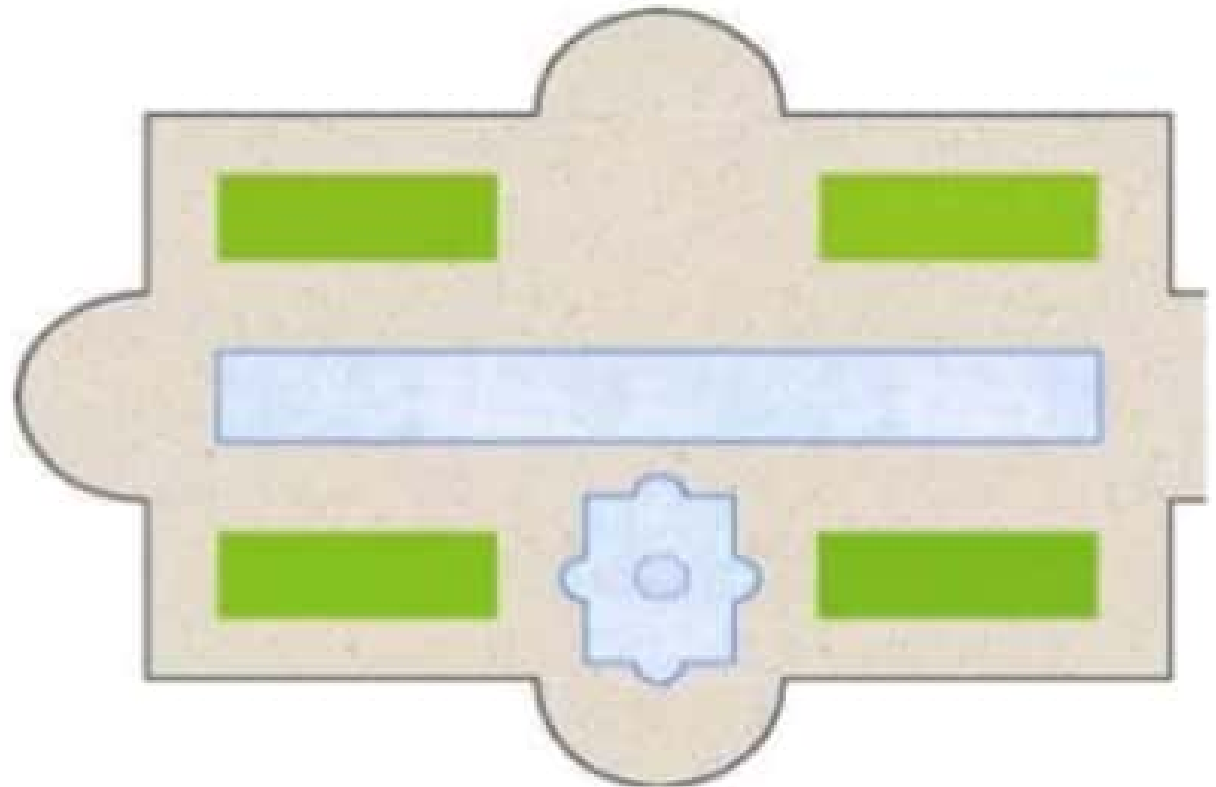
PLAN 1

Complete, ideal Char Bagh with four channels of water flowing out from fountain in the centre to channels round edge of garden. The garden is divided into four parts, linked by bridges over the water channels.



PLAN 2

Only one arm of this Char Bagh is a water channel. The other three arms are tree-lined paths, plus little pools on the edge of the central pool. But the garden is still divided into four parts.



PLAN 3

Another Char Bagh plan which does not have the full four water channels. This plan is from a famous medresse in Isfahan, Iran.

PLAN 4

This garden is divided into four parts entirely by paths, not by water channels. There is a fountain pool in the centre.

